

HUNTER EDUCATION QUARTERLY

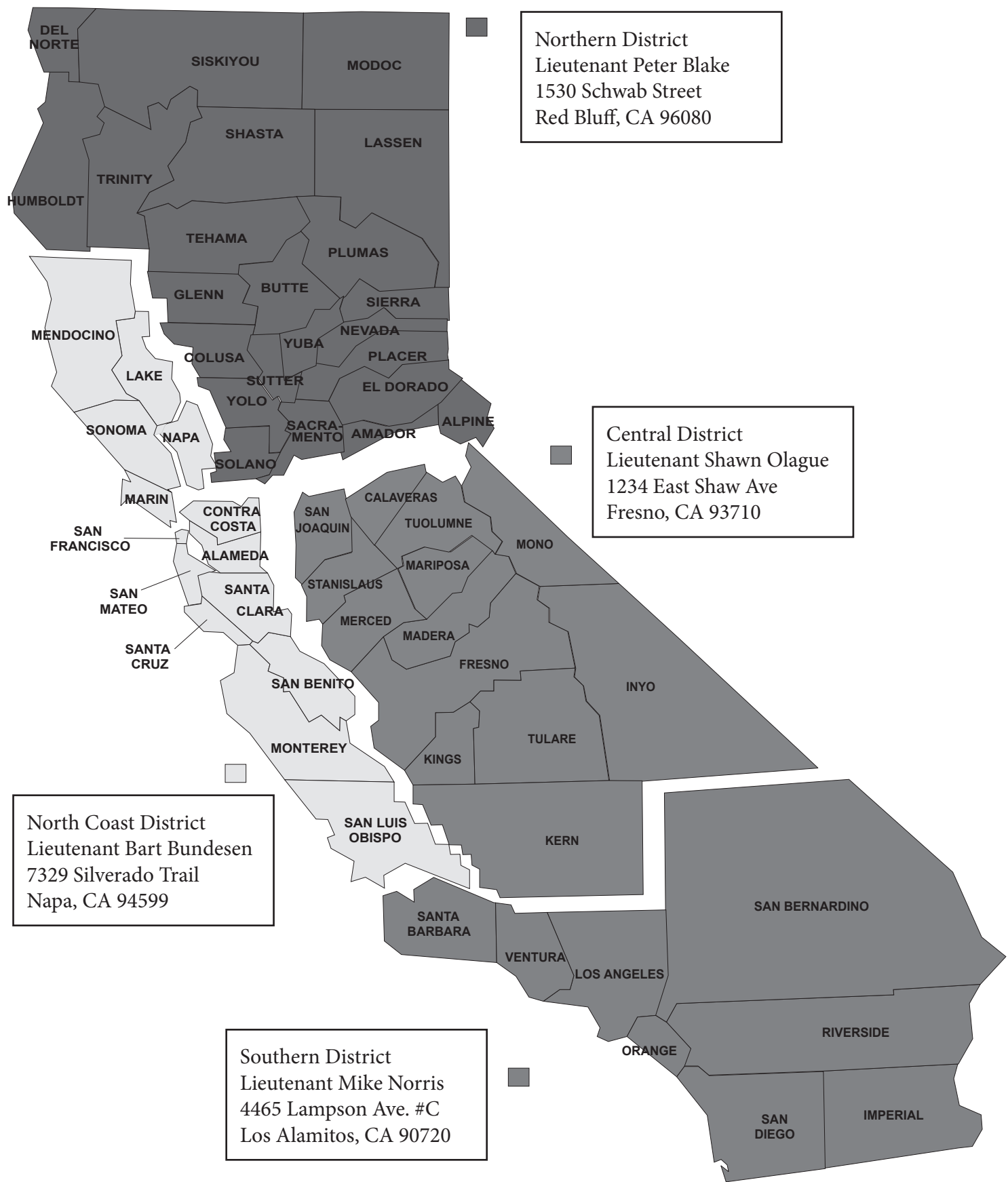
California Department of Fish and Wildlife

Summer 2017, V. 20 No.2



"Summer might be endin' but that just means huntin' season is coming!"

Hunter Education Map



In This Issue.....

Administrator's Corner----- 4

Advanced Hunter Education ----- 6

Central District ----- 9

North Coast District-----10

Northern District -----12

Dear Letters -----13

Tim Miller (Centerfold) -----14

Southern District -----16

Recipe (Venison Roast)-----18

This Point's for You-----19

Indian Valley...-----20

Let's Talk Bowhunting -----23

Gun Care with Non-Lead...-----24

Where's Ed-----26

Los Alamitos Team----- back cover

Cover Photo: See "Indian Valley Cattle Company"
Page #20 for Story



Federal Aid Project
Funded by your purchase
of hunting equipment

Equal opportunity to participate in and benefit from Hunter Education programs are available to all individuals without regard to their race, color, national origin, sex, age, or disability. Complaints of discrimination should be sent to the The Civil Rights Coordinator for Public Access, U.S. Fish and Wildlife Service, 4401 N. Fairfax Drive, Mail Stop:WSFR-4020, Arlington, Virginia 22203. Alternate communication format is available upon request. If reasonable accommodation is needed, call Captain Roy Griffith at (916) 653-9727 or California Relay (Telephone) Service for the deaf or hearing impaired from TDD phones at 1-800-735-2929.

Department of Fish and Wildlife
1416 Ninth Street Room 1326
Sacramento, CA. 95814
Home page: <http://www.wildlife.ca.gov>

Hunter Education Staff

Robert Pelzman
Patrol Captain - robert.pelzman@wildlife.ca.gov
Sacramento (916) 653-9727

Fam Saeteurn
Staff Services Analyst
fam.saeteurn@wildlife.ca.gov
Sacramento (916) 653-1235

Kathy Mammen
Staff Services Analyst
kathy.mammen@wildlife.ca.gov
Sacramento -----(916) 651-9169

Peter Blake
Lieutenant - peter.blake@wildlife.ca.gov
Northern District -----(530) 865-7972

Bart Bundesen
Lieutenant - bart.bundesen@wildlife.ca.gov
North Coast District -----(415) 892-0073

Shawn Olague
Lieutenant - shawn.olague@wildlife.ca.gov
Central District -----(209) 827-0895

Mike Norris
Lieutenant - mike.norris@wildlife.ca.gov
Southern District -----(562) 429-7249

Alan Gregory
Lieutenant - alan.gregory@wildlife.ca.gov
Advanced Hunter Education - (209) 274-9923



Cal-Tip Lt. Mike Miltz (916) 654-1485
michael.miltz@wildlife.ca.gov

Administrator's Corner



How do students find your class registration page? If you are like me, you assume they go to the Hunter Education web-page on the CDFW website. Sure, many folks go this route, but many do not. Try acting as a prospective student and do a Google (or Bing, Yahoo, etc.) search for hunter education. Also try searching by all the different terms used for Hunter Education such as; hunter safety, hunters safety, hunters ed, hunting safety, etc. Regardless of the search terms used, more likely than not, the CDFW Hunter Education page is not at the top of the page.

There are many ways to navigate across the Internet to the class registration page for your upcoming class. Once at your class registration page, a prospective student can easily see information about the class location, schedule, and details including requirements such as the Get Outdoors ID (GO ID) and the Student Consent form. The student can also see your “Special Instructions” that have been included in the yellow shaded area. Keep these instructions simple and to the point. Remember, the prospective student is at your class registration page and ready to click on that green “Register Now” button. There is no need to include information about signing up for a class at the CDFW web-

Register Now


site or on-line registration at register-ed.com. If they are reading your special instructions, they are ready to register, not go backwards. If your class requires special instructions, include them but please remember that the Hunter Education Program is a State-mandated, federally funded program that must be available to all persons. We cannot deny hunter education training to a person because of age or inability to speak or read English.

There have been some changes with the approved on-line class vendors. First, the free IHEA-USA on-line course is no longer available. Second, hunter-ed.com is now the only vendor that allows students to review the on-line course material without paying first. Students looking for a free “on-line” or home study option can still complete the Today’s Hunter Workbook prior to attending the Follow-up class.

If you missed your district conference, please be sure to attend one of the satellite conferences or complete the correspondence course.

Thank you for all you do,
-Robert

Vendor	Cost	course material can be viewed / studied without paying
 hunter-ed.com™	\$28.95	Yes
 HUNTERcourse.com Educating Hunters Online	\$29.00	No
 HUNTER ED COURSE	\$13.00	No
IHEA-USA Online Course	NO LONGER AVAILABLE	



Legal or Not?

Air rifle technology continues to advance. But, is it legal to hunt with one in California?

Q: IS AN AIR RIFLE A LEGAL METHOD OF TAKE FOR THE FOLLOWING ANIMALS?

(See answer on Page 18)



1.



2.



3.



4.



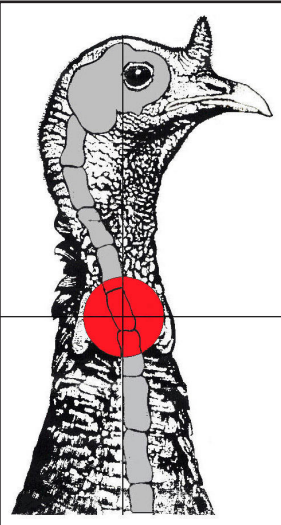
5.



6.

Advanced Hunter Ed

By: Lieutenant Alan Gregory



Well by the time you read this article, another spring will have passed us by and the average daily temperatures will be creeping up to what I would call “uncomfortable”. With the spring Wild Turkey season behind us, I hope everyone had some measure of success. As you saw in the Spring Quarterly, my son harvested his first turkey on the opening day of the Junior Turkey season. My son and I had scouted this group of turkeys the week before the season and found where they were roosting and feeding. We decided to set up on opening morning in their feeding area. The birds that were roosted nearby constantly gobbled back and forth to each other. Needless to say we were both excited, me probably more than my son. As the sun started to rise, the birds quieted down and got ready to leave the roost. Once on the ground they started to gobble again. I gave them a few low yelps and waited. Every gobbler in the group responded. We waited for a while, nothing. About

As we crested the top, I saw a tom feeding slowly in our direction. I waited to say something until my son spotted him. When my son spotted him he let out a “There’s one!!!!” I snuck back to plant the decoy in a clearing behind us.



20 minutes later another call, gobbles, and nothing. This repeated itself for the next two hours with no sign of any turkeys heading our way. We came to the conclusion that we should close some ground. I grabbed one standing hen decoy and we were off. We walked approximately 200 yards to the crest of a low ridge. As we crested the top, I saw a tom feeding slowly in our direction. I waited to say something until my son spotted him. When my son spotted him he let out a “There’s one!!!!” I snuck back to plant the decoy in a clearing behind us. Decoy planted we set up on the side of a large Valley Oak and waited a couple of minutes to call. I could see several other turkeys milling around through the trees. With my son set up on the shooting sticks it was time to call. I let out a series of very low yelps. The behavior of the turkeys immediately changed. The first gobbler walked directly towards us and stopped at about 40 yards with his head held high and 10+ inch beard hanging low. Too far to shoot for my son and his 20 gauge, we had to let him walk away. Two more large gobblers came in, but moved on as fast as the first. A hen walked in front of us at about 30 yards. I mentioned to my son that if any bearded

(Continue on Page 8)

(Continued from Page 7)

turkey came that close or closer he could take them. My son then said, “I see a beard on that one.” The only one I could see was the hen. I replied, I don’t think she has a beard. He repeated, “I see a beard on that one.” Again, I answered, “I can’t see a beard.” Just as I am second guessing my vision, a Jake walked out at about 11 yards. The Jake was just out of my sight but was within my son’s. I whispered to him I would call to stop him. He replied, “OK.” I made a couple of quiet yelps that stopped the Jake in his tracks. A single 20 gauge shot later and my son had his first turkey. After pictures we talked about his first kill and how he felt about it. I was very proud of him. I am definitely looking forward to hunting with my son in the future.

The Advanced Hunter Education Program is plugging away nicely. The Hunting with Air Guns clinic went off without a hitch and was very well received. I was contacted by an Instructor who after watching the correspondence course video became interested in teaching Advanced Hunter Ed classes. He offered to teach a Sausage Making Clinic. I am very excited about being able to offer the clinic. Good things are happening so keep up the good work.



Welcome to the Team!

New HEIs as of Spring 2016

Lorna Rivera Colusa County	Scott Gabaldon Sonoma County	Louis Ciminieri Los Angeles County	Paige Gore Tehama County
Charles VanRiper Sacramento County	Paul Macias Sacramento County	Kathyrn Grieve Mendocino County	Stacy Pearce Tehama County
Thomas Rose Klamath County	Michael Ernst Los Angeles County	Brenton Pomeroy Monterey County	Kevin Pearce Tehama County
Arthur Fick San Diego County	Tamara Posey Mariposa County	David Morisoli Monterey County	Raymond Clark Nevada County
Mariano Garde Ventura County	Farnk Posey Mariposa County	Nicholas Blodgett Fresno County	Carson Odegard Butte County
Jarred Dubois Fresno County	Randy Burnett Kings County	David Gore Tehama County	

Central District

By: Lieutenant Shawn Olague

Is this year flying by or what? I am not sure where time goes, but if you blink too long you might miss something. This year is one of those years for me. My son is graduating high school and heading off to Cal Poly San Luis Obispo. I am losing my favorite hunting partner which means there may be some more hunting opportunities for you guys.

I am scared to think of what life will be like without my son around and more scared of how his mom will take it. He’s her baby and she might not adapt well to him leaving the nest. I feel confident that he is prepared for his fledgling flight and yet still already have his anticipated return marked on my calendar for winter break. Who knows what he will have planned? Hopefully it will involve hunting with his old man, but one never knows.

We just completed the main conference circuit and saw great turnout this year. We do appreciate your commitments to our program and try to recognize them when we can. So thank you for your attendance.

I am not sure how to proceed this next year and am asking for suggestions. Many of you say you like the Tachi Palace, but I am open to other suggestions. I do not want to bore you with the same program time

after time, but it is a nice one-stop shop for the program. I am sorry the day before event did not happen due to the weather. Day before events are hard to plan due to venues and the elements. We do have fun at them and I will make another attempt in the future.




Besides venues, subject matter can be hard to create too. The problem is keeping all of you interested. We have instructors throughout the state with varied years of experience from beginner to 55+ years. Re-doing certain subjects is not received well by those of you who have experienced it and are well received by those who are seeing for the first time. What can we bring forward this next year? Any sug-

gestions? Please let us know what may interest you.

My co-workers and I will be attending the IHEA conference this year and may be able to bring something home to share with you. Hot topics in our industry/tradition right now include: R3-Recruitment, Retention and Reactivation, Use of Social Media, Recruitment of Locavores. You say you don’t know what a ‘Locavore’ is? It isn’t some type of dinosaur. It is a recently coined word meaning, “a person whose diet consists only or principally of locally grown or produced food.” The reason they seek this type of food is because they feel it is fresher and less likely to contain preservatives or unnatural chemicals. You can’t get more fresh and preservative free than a freshly harvested wild animal.

Some of the above topics may scare you. Heck, they scare me. I told myself I would not do the social media thing. Some of you are already doing it though and I may be forced to learn about it to “get in touch” with today’s youth. I will try to keep an open mind to it, just as I had asked you to do the same for our event manager. You have done a great job and it has helped move us forward. Thanks again.



North Coast District

By: *Lieutenant Bart Bundesen*

Hope everyone is enjoying their summer and finding some time for vacation and family. As I sit down to write this I find myself in a good quandary. How do you address a group that is exceeding expectations? That is you! Right now the North Coast District Hunter Ed Instructors are doing just that. I enjoy working with individuals who are self-driven, problem solvers, motivated, kindhearted, and full of common sense. Thanks for doing what you do, it does not go unnoticed or unappreciated. You're all the Reggie Jackson's of Hunter Ed, "the straw that stirs the drink".

Mainly for this article I'm going to hit on a few bullet points based on my observations.

•*What has a bigger effect on attendance Big Game Draw or the last day of school?*

No brainer here it's the last day of school. This is the second year with Event manager and the trends become easier to see. The end of waterfowl season definitely starts a reduction of demand for class seats. Turkey season and Big Game Draw just don't seem to move the needle like the last day of school. Last year class attendance took off in June and never looked back.

•*Where are all the new instructors I was promised during conference season?*

A lot of HEI's approached me during the conferences and satellites indicating they knew people interested in becoming instructors. Let this article serve as a reminder to you to send me their emails, I have seen very little follow through with this one.

•*What does Lt. Bundesen think makes a good new instructor candidate?*

Nothing like writing about yourself in third person, but it got my point across better. LOL Here's what I have found; if I have to chase new candidates and brow beat them to test I get almost zero return for my work. New instructors succeed and become viable parts of the team when they are self-driven, problem solvers, motivated, kindhearted, and full of common sense (see a pattern?).

•*What does Lt. Bundesen do when someone expresses interest in becoming an instructor?*

Here he goes again referring to himself in third person! If the candidate is coming to me from an established HEI looking to add them to the team I provide them an application as the first step. For candidates unknown to me I send them a survey to make sure they qualify

and the second step is the application. Approximately 60% of new applicants actually return the application. The third step is to provide testing material. The final part is inviting the candidate to one of my new instructor test dates that I spread around the district based on demand.

•*Why aren't new instructor test dates posted publicly?*

I have found the first few simple tasks of survey and application go a long ways towards showing some initiative and self-drive. Generally if candidates follow through with those they will become helpful parts of our team.

I enjoy working with individuals who are self-driven, problem solvers, motivated, kindhearted, and full of common sense. Thanks for doing what you do, it does not go unnoticed or unappreciated. You're all the Reggie Jackson's of Hunter Ed, "the straw that stirs the drink".

I'm going to move on from my bullet points to touch on one last subject which is the implementation of non-lead bullets. How can we relate this back to our classes?

We already have covered the timeline, so I have been moving on to transition to copper rifle bullets and how it affects hunters. First and foremost is cost for transition. Myself personally I have seven centerfire rifles that need to be converted so I'm conservatively looking at \$400-\$500. That is parts for reloaded bullets and quite a few favors called in to my reloading friends. I would anticipate being in the \$800 dollar range if I was to go factory ammo. I could pick and choose "California" guns but I don't think it will be long until I have to do the same thing for my "out of state" guns as many other States are setting up to follow suit.

Granted I'm not the average hunter and most of our new hunters will by buying one rifle and using it



exclusively. There are a lot of misnomers out there when it comes to copper rifle bullets. Copper fouling is one of them, and if you look around you will find 100's of different opinions on fouling and cleaning barrels. I know I had mine and this article actually has a big edit where I cut out information based on what I learned.

Two of the main things I found were that the majority of large company copper bullet offerings are gilded copper(90% copper and 5%-10% zinc), the same material used in lead jacketed bullets, so increased fouling is not an issue. The second is that the average hunter or shooter will be able to continue with the

same cleaning regiment that they had with lead bullets without adverse effects.

In the end I went to an expert and asked him to put together an article on his experiences with copper fouling and barrel cleaning in general. That article can be found on page 24.

Once again thanks for all you do as I'm sure many of you are busy working away this summer "Passing on the Tradition". My door is always open and if you need anything I'm only a phone call or email away: (415) 892-0073 or bart.bundesen@wildlife.ca.gov




Northern District

By: Lieutenant Peter Blake

As spring comes to an end and the high temperatures of summer emerge, I am amazed by how fast this year is flying by. It seems like just yesterday we were at the ISE show and now, as I am writing this article, the big game draw deadline is coming up. Time flies when you are having fun. I have said it many times in past articles how busy I am and this year is no exception. The good news is we are getting a lot accomplished and I can honestly say our program is providing an awesome product in the furtherance of the hunting traditions. Much, if not all, of this success is only made possible by all your individual efforts. Thank you for everything you do!

One of the main challenges I am faced with on a daily basis is just being available for your needs. I am sure many of you have noticed how limited my availability is and my theme of, "SQUEAKY WHEEL GETS THE GREASE", has never been a truer statement than it is



right now. From time to time, I am busy with special tasks and it may take a little longer than I would like to return a call or email. Please keep on me, for you and your needs are very important. I am forever amazed at how patient all you instructors are and your never-ending willingness to help. For that, I am eternally grateful.

In the previous quarterly, I announced I was planning to have three satellite conferences this year. They were tentatively scheduled for the Suisun Marsh, Nevada City and Mt. Shasta. Unfortunately, due to facility availabili-



ty, time and scheduling conflicts I had to cancel the Mt. Shasta satellite. For those of you this affects I apologize. The correspondence course will be coming out early to mid-summer and will fulfill your annual training requirement. For more information on both the available satellite's and the correspondence course, please visit the instructor resource page.

As the summer fades into Fall I wish you the very best of luck in all of your upcoming hunts.

The good news is we are getting a lot accomplished and I can honestly say our program is providing an awesome product in the furtherance of the hunting traditions. Much, if not all, of this success is only made possible by your all your individual efforts. Thank you for everything you do!



Dear... Letters



Share some positivity and write to us!

Email: fam.saeturn@wildlife.ca.gov

Dear Lt. Mike Norris,

Please accept this note as my sincere thanks for the instruction provided by one of your men, Ryan P. Woody.

Ryan's enthusiasm is contagious. It was evident from the beginning how much he loves his job and the environment he protects. This was the best hunter's education class that I have ever attended. Please commend Mr. Woody for me. He was OUTSTANDING.

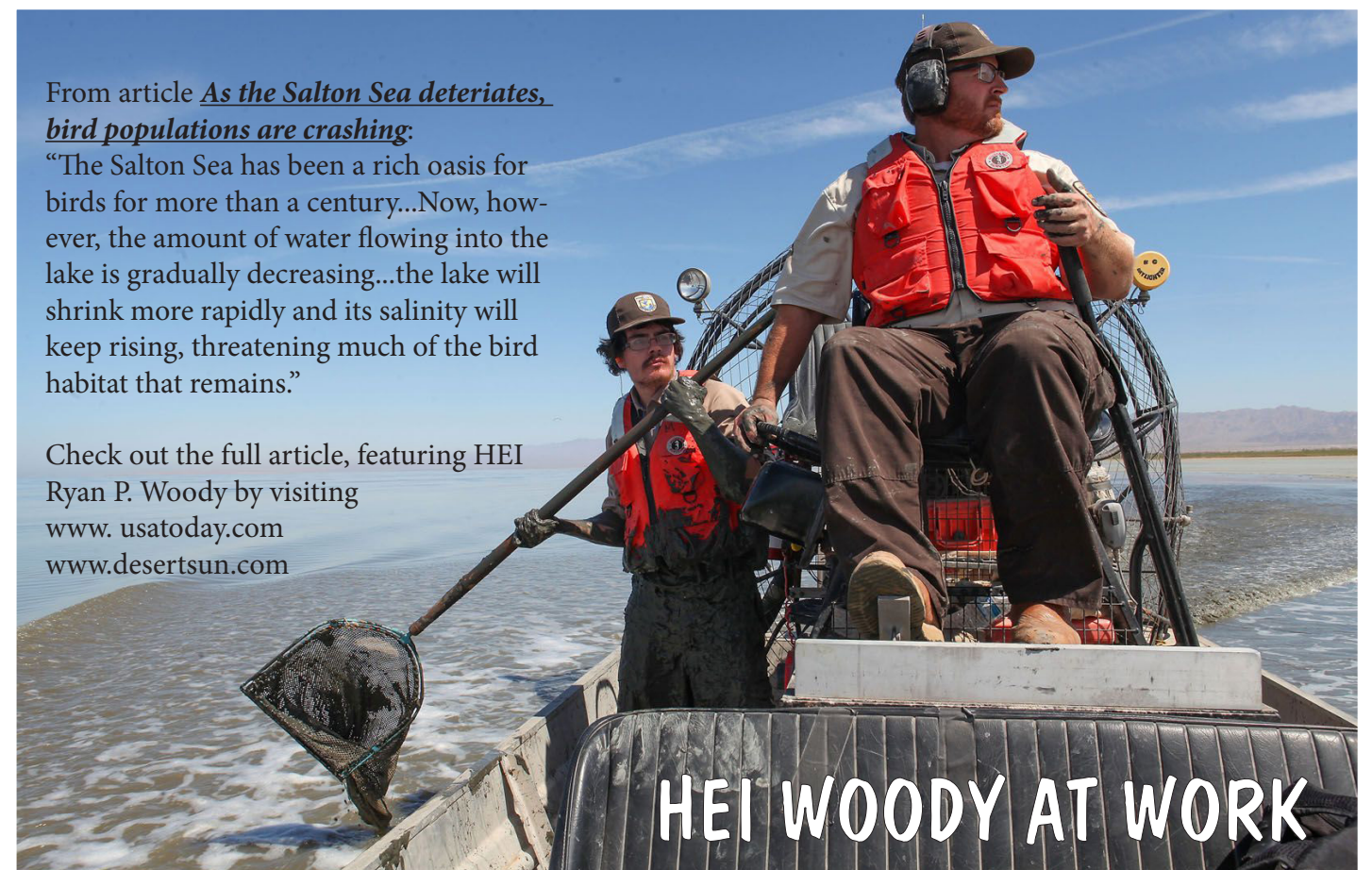
Sincerely, Ralph E. Haynes
Captain, SDFD, Retired

HEI#
4003

From article **As the Salton Sea deteriorates, bird populations are crashing:**

"The Salton Sea has been a rich oasis for birds for more than a century...Now, however, the amount of water flowing into the lake is gradually decreasing...the lake will shrink more rapidly and its salinity will keep rising, threatening much of the bird habitat that remains."

Check out the full article, featuring HEI Ryan P. Woody by visiting www.usatoday.com www.desertsun.com



Tim Miller

Interview and article by: Lt. Shawn Olague

HEI#
0249

“Why me?” Tim asked.

“Well because you were next on my list.” I said.

“Oh yeah, what list is that?” asked Tim.

I explained to Tim that I wanted to make sure the rest of my Centerfold article assignments followed the list of instructors in my district with the most time on. I wanted to make sure I had a chance to recognize those who have been with the program the longest before they left our program.

Tim was certified as a 20 year-old back in July of 1975. He was still finishing up his degree from UC Berkeley as a Natural Resource Planning and Management major when the local Atwater game warden, Frank Dutra, had asked for his assistance in the archery component of a hunter education class being taught in Merced.

Tim finished his degree in 1976 and moved on to graduate school at Fresno State and taught classes in Clovis while pursuing his Master’s degree in Urban and Regional Planning. Work brought him back to the Atwater/McSwain area to work in City Planning.

In 1979 Tim starting co-teaching with Bill Effinger (HEI#0068-R.I.P.) in the city of Atwater. They were teaching at Mitchell Elementary school until the city of Atwater had built a new recreational center they were allowed to use. Although Tim currently lives in the Twain Harte area of Tuolumne County, he continues to occasionally teach in the Atwater area with a team of instructors whose roots started under Bill and have continued servicing the Atwater area.

When I asked Tim his thoughts on the hunter education program he replied, “One of the best aspects is how it has expanded to include more education in the topics of wildlife management, ethics, and survival and so on. It evolved out of the short six-hour class that focused primarily on gun safety. It has been great to have the opportunity to give back to the tradition of hunting. Being a hunter education instructor has allowed me to be IBEP certified and has helped to make me able to become a Firearm Safety Certificate instructor too.”

Tim also added in reference to the online certification movement, “It is important to make sure the format of the class is acceptable to the students. If the format is not acceptable to them, we may lose those participants. It is also important to support your interests. I am a life member of SCI and the NRA. You have to support organizations fighting for the things you like to do.”

I asked Tim for a memorable hunting moment and he shared that it was probably his bear hunt near the Redwood NF. He hunted the Stover Ranch and harvested a 400+ pound boar bear that looked to have had some years behind him. He said the whole experience was perfect. He also added, “Have not done it in a while but I enjoy most upland game, especially pheasant when you can go out with a group of friends, hunt, share stories, enjoy crisp fall weather and watch good dogs work.”

Tim is looking forward to being able to take an African Safari he has booked, but has had to postpone, and a possible relocation to Livingston, Montana.

Sounds good Tim. Thanks for your contributions to our program.



California Department of Fish and Game
Certified Hunter Safety Instructor

TIMOTHY ALLEN MILLER



EXPIRATION DATE
6-30-76

Can you believe
it's summertime already?



It was just May, when we popped primers, powdered clays, sent a bunch of arrows down range, learned more than a bit about California's biggest cats, and handed out some well-deserved awards and raffle prizes at our annual conference in Chino. I'm fairly confident the 170-some of you in attendance had a good time-- or else you were too busy chowing down on a great taco lunch to complain!

I'd like to thank all those who participated for making the trip and I hope it was worth your while. Although it was a push to have everyone experience both the range events and presentations, we got 'r done with little delay.

The highlight for me was being on hand to congratulate David Deyell (HEI #0030) and Monte Montenegro (#0036) for completing 55 (!) years as HEIs. Over the course of their combined 110 years of service to our state and sporting tradition, they put in 1,345 hours of effort to offer 129 classes which enabled 3,440 students to go afield.

Outstanding!

Another highlight for me was awarding the first of a perpetual pay-it-forward prize, the Coordinator's Raffle. To kick it off was a nice Savage .308 rifle/Nikon scope package that drew a deserving amount of interest throughout the day. Ramona's HEI dynamo Virginia "I've never won anything before!!!" Duncan held the winning ticket--I'm hoping she puts the Nikon's crosshairs and rifle's Accu-trigger to work this fall.

In the coming months, I'll poll you HEIs as to what should be the 2018 Coordinator's Raffle--rifle or shotgun?

Who knows, we may have several of each because I was approached by one veteran HEI who said he was looking to pare down his firearms collection and was interested in donating guns to the Coordinator's raffle. He said he has a rifle or two he doesn't use anymore, and wasn't excited about dealing with all that's involved with selling them. If that describes you as well, consider doing the same—we could even arrange for a receipt for a tax deduction.

Speaking of fall, I don't have to tell anyone that demand for HE is spiking right now as A Zone deer season kicks off soon, followed in short order by the frenzy which is the dove opener. Hopefully you've posted your classes and have lined up any necessary extra hands to help administrate things—it's about impossible to efficiently administrate the 4-hr. follow-up class if you are at the max. 25:1 ratio, so consider drafting a neighboring HEI to at least help out with the mandatory safe handling of a firearm test.

For HEIs who didn't attend an annual training conference in either our or another district, I need you to make certain to complete the correspondence course. It is informative, not difficult, doesn't take long, and satisfies the Federally-mandated requirement for annual training. Visit the Instructor Resources page (<https://www.wildlife.ca.gov/Hunter-Education/Instructor-Resources>) and look on the left-hand side of the page under Announcements for information on how to take the course. Remember, you must satisfy the training requirement in order to remain an HEI in good standing and be eligible for the HEI-only hunts awarded each spring.

I'll close by extending an invitation for you to send me any "I got drawn!" (G3, anyone?) emails. I'm always up for living vicariously through you all, love to hear about those who drew their dream tags or are planning a dream trip.

Thanks again for doing what you do, have a great summer!

HEI#
0030

HEI#
0036

Southern District

By: Lieutenant Mike Norris



Hunter Venison Roast

By: Bill Adams, HEI# 0339

Marinade Mixture:

1/2 Cup dry red wine
1 Tbsp salt
1/2 Tsp black pepper
1 Cut clove garlic
1/4 Cup olive oil
1 Tbsp crushed rosemary
1 1/4 powered cloves
~Marinate overnight



Cooking

Make a few slits in meat with sharp knife, place venison in pan. Spoon mixture over the roast. Cover meat with 1/2 pound sliced bacon.

Put in roast pan along with roast:

1 Cup diced celery
1 Cup diced onion
1 Cup diced carrots
1 Can beef consomme (10 1/2 oz.)
the remaining marinade



Roast venison 10-15 min. per pound. Cook at 400 degrees for 15 minutes, reduce heat to 350 degrees and roast about 1 1/2 hours longer. Baste with drippings 3 times during cooking. When cooked remove and place on platter. Cool and cut to serve.

Optional:

Strain pan drippings and thicken with flour to make gravy.

***Recipe shared from the *Advanced Hunter Education Wild Game Recipe* book.
Want to share your recipe? Email Fam.Saeturn@wildlife.ca.gov. Must include photo.

Answer to Legal or Not?

(Continued from Page 5)

1. Yes – Wild Turkey are resident small game. “Air rifles powered by compressed air or gas ... with a pellet that is at least 0.177 caliber” are a method authorized for taking Wild Turkey. (CCR T-14 311(f))
2. No - Deer (genus Odocoileus) are Big Game. Air rifles are not an authorized method of take for Big Game. (CCR T-14 353)
3. Yes – Coyote are Nongame mammals. Nongame birds and mammals may be taken in any manner except as follows:... (CCR T-14 475)
4. No – Mourning Dove are migratory game birds. Air rifles are not an authorized method of take for migratory game birds. (T-14 CCR 507)
5. Yes – Eurasian Collared Dove are resident small game. “Air rifles powered by compressed air or gas and used with any caliber of pellet...” are a method authorized for taking resident small game. (CCR T-14 311(f))
6. No - Axis Deer are Nongame, but “may be taken only with the equipment and ammunition specified in Section 353 of these regulations.” (CCR T-14 475(C))



This Point's for You!!!

By: Lt. Peter Blake



Options

- This is an unlisted event.

- ☐ Public
It is visible on the public calendar.
- ☒ Unlisted
It is not visible on the public calendar.
Students can access and share the URL for this event.
- ☐ Private
It is not visible on the public calendar.
It is not accessible without a personal invitation.
Instructors must register/invite students manually.



as a Boy Scout troop, or church group or any other large group of individuals.

As a result of your comments, we added the third option of an “UNLISTED CLASS”. The unlisted class acts very much like a private class, in that your information is not posted on the Hunter Ed. webpage for all the public to see. In turn the unlisted class does not require the instructor to send out individual invitations for the students to sign up. Instead the instructor creates the class and then forwards the link to the class to the lead person of whatever group they are setting the class up for. This link can then be shared by the group leader with all interested parties and they can further share it. For example, let's say HEI Jones wants to set up a class for the Boy Scouts. After setting up the class in Event Manager and selecting the unlisted option, he sends out the link to the

Event Manager has turned out to be a huge success and ultimately has produced some outstanding results for the Hunter Education program. In an ongoing effort to make things easier for both you the instructor and the students using this system we are constantly taking recommendations and looking to make it better. This past year we implemented a change which does just that.

Historically Event Manager offered two ways to post your classes to your students. They were either a “PUBLIC CLASS” or a “PRIVATE CLASS”. The main difference between these are, in the public class your information is posted on the Hunter Ed. website for everyone to see. In the second option, private class, the information is not posted on the website and the instructor must send a private invitation to each student. As many of you noticed, when creating a private class this could add a substantial amount of work for the instructor having to get everyone's e-mail address and sending out all of those invitations. This is especially true if dealing with a large group of individuals such

class to the troop leader. The troop leader then forwards the link to all his Scout Masters, who in turn forward the link to all their Scouts, and ultimately all the scouts are registered. HEI Jones only had to send one e-mail.

From the student's point of view, signing up for the class is exactly the same as the previous two options. The student will click on the provided link and sign up as normal. Hopefully you will find this new option helpful as our program moves forward.



Indian Valley Cattle Company HEI Hunt

By: David Shankel

It was early July when I got the call from Captain Robert Pelzman who informed me I had been selected for a Hunter Education Retention hunt and I had a list of choices. Well, I was very excited as my luck on the California Big Game draw system had not been very good for the past 10 years or so.

Scanning the available hunts, I saw the Indian Valley Cattle Company and a close friend of mine knew a little something about this hunt. After a couple calls and text messages, I made my choice.

It turned out that this hunt had a special guide that I had wanted to hunt with for some time. So I made the call and was assured that my guide would be along for the hunt. He would be there to pack my gun, carry my game out of the deep canyons we would be hunting and otherwise be my guide. With a smile on my face and deep appreciation for dedicated hunters, I had my hunt and Retired Captain Roy Griffith to guide me.

I contacted Indian Valley Cattle Company and talked to Susan Lombardo, the owner's wife. She gave me the low down on the hunt and the general understanding of how the hunt was setup. Tony Lombardo was the owner of a large tract of land in the hills just east of Bradley along

highway 101, and just north of Paso Robles. He would provide housing and food for the hunt. In addition, I could bring along a friend who could ride along. I chose my good friend and longtime HEI instructor Lon Baugh from the Atwater HEI team. We planned a weekend when all of us could go and set the date for December 17, 2016.

As the date approached, I called Susan to reconfirm the details. She indicated that both Lon and I should bring along guns, just in case Tony decides we all get to hunt. She reconfirmed all we need to bring is our hunting gear and a good appetite.

We arrived about 2 PM on Saturday December 17 to a beautiful ranch in the quiet hills of Central California.

The ranch headquarters consisted of a main house, guest houses, and several other buildings. We were greeted by Tony, Susan, and Roy who had arrived on Friday. They introduced us to the Ranch foreman, Clint, who would accompany us on the hunt. We stowed our gear in a very nice, one-bedroom house and returned to the group.

Tony said we had plenty of light left and said, "Let's



David Shankel (chosen for HEI R&R Hunt), Roy Griffith, & Lon Baugh. December 17, 2016

go hunting and by the way, Lon gets to hunt as well."

The ranch consisted of rolling hills covered in oaks and some brush. We started up one canyon to the top and down another until I had no idea where we were. We scared up a couple of golden eagles, two horned owls and a coyote or two along the way. We crested one hill at Mach 2 and spotted a big boar on the next hill. The pig had spotted us and was heading back up the hill directly away from us. It finally stopped behind a tree with his head sticking out, and I took the shot. Guess in all the excitement, I just plain missed. We took off to the top of the mountain looking for him to no avail.

The group was not deterred. We kept looking for this pig and we went up and down a couple more canyons.

As we hit the bottom on the next one, there was a large, black pig standing near the road facing us. We stopped less than 100 yards away and I got out of the Jeep. I waited for him to turn broadside and as he did, I touched off my rifle.

up in a mass parcel. We gave chase and Lon hopped out to pick one out. The parcel moved like the Jurassic Park animals in a wave of pigs and never allowed Lon a clear shot before they disappeared over the hill. Moving on we then encountered a large, light colored hog in the next valley. Like my hog, this one was standing looking straight at us. Lon stepped out of the Jeep, aimed, and fired, just missing to the right of the hog. The pig took off running and we gave chase.

Farther down the valley Lon fired a perfect shot striking the chest. This big old hog just kept right on trucking and Lon shot again, as did Clint. The pig crossed the valley and dropped in the trees on the far side. Everyone thought this pig was bigger than mine and by the time we loaded it on the Jeep, the front

He dropped in his tracks right next to the road. We pulled up, took a couple steps and loaded him on a bumper rack on the back of the Jeep. It took 3 of us to lift him as he was a real porker. wheels almost came off the ground. We headed back to the house where they had a butchering room and cooler prepared for the sole purpose of managing the game properly. We all pitched in, and within an hour, we had both hogs skinned and hanging in the cooler.

Turns out Lon's hog was 208 lbs. and mine was 215 lbs., a matched pair for a couple old HEI's.

While we were cleaning the hogs, our hostess arrived with some wonderful hors d'oeuvres of stuffed mushrooms. What a sinful delight these were.

Our timing was perfect, just as we finished and cleaned up, dinner was ready. We all headed up to the main house where Susan had prepared a meal fit for kings. There were a dozen guests and family sitting at the dinner table. Place settings were set in fine China and the smell of the food was beyond belief. We were provided with a fantastic 8-course meal, fine wine was available and we had a well-deserved cocktail of our choosing. We set around the table and discussed the day, other wonderful trips we had taken and enjoyed great conversations with some well-traveled people.

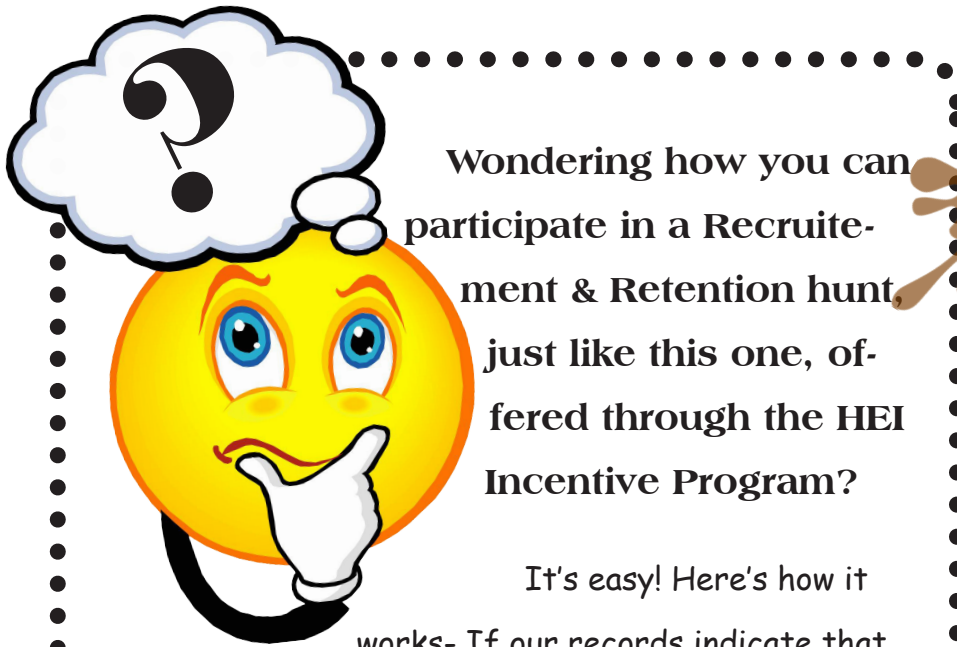
You might think this is the end of the story, but alas there would be more as this was a trip with a retired Captain of the Fish and Wild-

(Continue on Page 22)

life. On Sunday morning after a fine homemade breakfast of bacon, eggs, oven baked homemade French toast with all the trimmings, we headed out to another ranch to see Tony's game room.

Along the way, we encountered a truck parked along the road and stopped to investigate. The driver was sleeping and we looked around and suspected there were others hunting on Tony's property which is well posted. Our beloved Captain Roy jumped into action and started questioning the driver who claimed to not speak English. After some strong questioning and a call for the local warden who happened to be on his way to see us, the driver said he had friends out hunting. Just about this time, we heard several shots from up the valley, so the warden hand cuffed the suspect and we all moved our vehicles around the hill hoping the other trespassers would appear. Just as if planned, here came three men with guns out of the woods. One started to run, but then thought better when the wardens yelled to stop. After much questioning and thorough inspection of their equipment, and the fact that they did not hit anything they were shooting at, they were issued a trespass ticket and let go.

So, not only did I receive a wonderful pig hunt with a fine group of people on the Lombardo's Indian Valley Cattle Company ranch, we were lucky enough to witness our finest Fish and Wildlife Wardens in action protecting our hunting opportunities. I want to thank Tony and Susan Lombardo again, Roy Griffith for joining us and Captain Robert Pelzman for pulling my name from the hat. What a memorable weekend for Lon and I.



Wondering how you can participate in a Recruitment & Retention hunt, just like this one, offered through the HEI Incentive Program?

It's easy! Here's how it works- If our records indicate that your Instructor status is in good standing for **three consecutive years** prior to the draw, your name is automatically entered into the lottery every year. Here are the **three criterias** to stay in good standing:

1. Must teach at least one class per year. Class results and hours must be reported on Kalkomey Event Manager.
2. Must satisfy your annual Hunter Education Instructor Training, which means you must attend your district conference/satellite or complete the Correspondence course. If you have not done any of these trainings for this 2017 year yet, make sure to visit the Instructor Resource webpage and view the announcement. Follow instructors for "2017 HEI Correspondence Course".
3. Report and submit your annual Income and Expense Form to your Lt. Coordinator at the end of year.



By: John Waddles, HEI# 3413

Hello everyone! By the time this issue of the Hunter Education Quarterly comes out California's archery deer hunting seasons will be in full swing and some might even be over. I hope all who hunted where successful in bringing home venison for the table or just enjoying the outdoor experience.

This summer Lt. Alan Gregory, of Advanced Hunter Education, asked Robert Moore if he would put on an Advanced Bowhunter Class in Northern California, it would be the first one in Northern California. Robert agreed and got started with all the preparations and plans to make it happen. The class was not to be just another Bowhunter education class but something that would be beneficial to the bow hunter who have already taken the International bowhunter education program class. The course curriculum included: Advanced tree stand type, selection, set-up, and actual shooting from stand; ground blinds and shooting from blinds; advance stalking, and tracking/recovery of game and a Q&A session with game warden Michael Pascoe. Robert Moore, John Waddles and Robert Williams were the rest of the instructors with a class of sixteen students. The class was a resounding success and the students really seemed to enjoy the hands-on experience as well as their time in the field. We look forward to having more Advanced Bowhunter Ed classes in the future.

I would like to thank all the Bowhunter Ed instructors who have already held a class this year and hope that those who haven't will be able to offer a class before the year is up. September and October are great

months to have a class for those hunters that go out of state to hunt the November rut. July and August are usually the worst months because that's when the archery deer seasons open in California and most instructors are hunting.



All Bowhunter Ed instructors please ask your students to send pictures of their harvest so we can highlight and celebrate the success of our bow hunters by putting more archery harvested game pictures in the Hunter Education Quarterly. Please send all pictures to, john_waddles@yahoo.com thanks.

Until next time be sure to pick a spot, shoot straight and enjoy the outdoors.

GUN CARE WITH NON-LEAD AMMUNITION

By: Russel Kuhlman, HEI# 4323



California hunters will be required to use non-lead ammunition statewide starting July 1, 2019 for the taking of wildlife. As more sportsman switch to non-lead ammunition in preparation for the change, some have concerns about using a new bullet type in their rifles.

A common concern among is whether copper bullets will produce excess copper fouling in centerfire rifle barrels. Copper fouling occurs when gas blows past the base of the bullet and melts the copper from the bullet into the grooves of the barrel.

When copper bullets were first introduced in the late 1980's they were susceptible to copper fouling, as these earlier versions had a large

surface bearing between the bullet and barrel grooves. When fired, the copper from the bullet, having nowhere else to go, was captured in the grooves of the barrel.



After noticing the copper fouling issue, companies improved their design by installing grooves onto the bullet. These relief grooves help

reduce copper fouling in two ways.

1) The grooves on the bullet provide less bearing surface which reduces the amount of copper that contacts the barrel rifling.

2) These relief grooves also provide a space for the excess copper to accumulate as the bullet engages the lands of the barrel.

Nearly all manufacturers of non-lead ammunition now manufacture relief grooves on their bullets. This simple design improvement has virtually eliminated excess copper fouling when using non-lead ammunition.

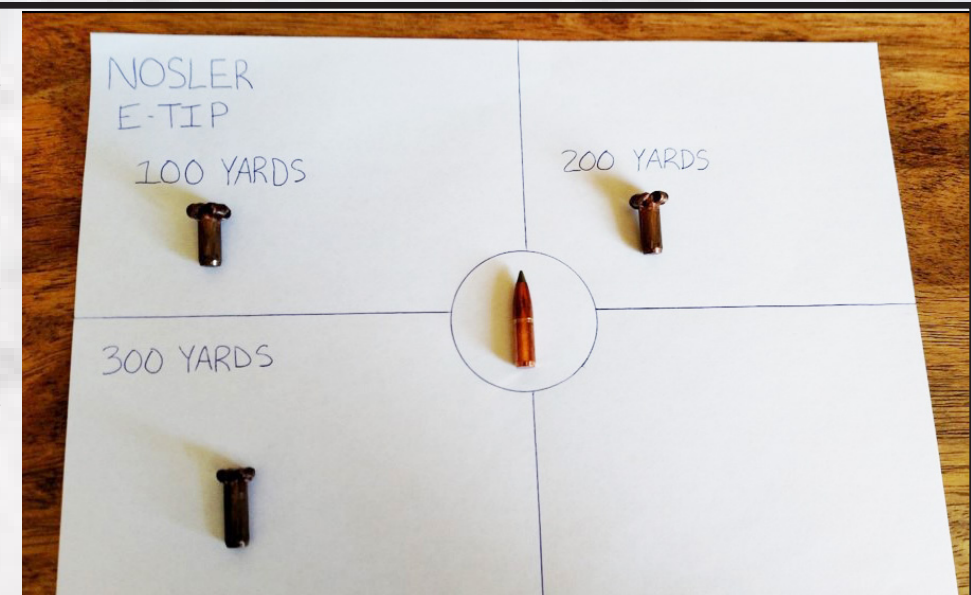
Whether shooting lead or non-lead ammunition, copper fouling happens after numerous shots are

fired through your rifle. Proper gun cleaning will remove any copper build-up in your rifle.

I once conducted an experiment to determine how often a rifle should be cleaned. I took three brand new center-fire rifles and shot 300 rounds through each. I cleaned each of the rifles on a different schedule: one after 25 shots, one after 100 shots and one after 300 shots.

Lead and non-lead ammunition were fired in all of these rifles. I concluded that the two rifles that were cleaned every 25 and 100 shots had no decrease in accuracy. The rifle that was not cleaned did not lose accuracy until approximately 200 rounds.

After 200 rounds it went from shooting three-round 0.75 inch groups to shooting 1.25 inch groups. After cleaning, the rifle returned to shooting 0.75 inch groups. This test suggests that you may be able to shoot several boxes of ammunition through your rifle between cleaning without seeing any decrease in accuracy.



Also worth mentioning is I did not perform any barrel break-in for these rifles. Whether barrel break-in is necessary is something debated around campfires or café counters, but I will say that when I buy a new rifle, the first box of ammunition I shoot through is meant to accomplish two things.

1) Remove any burrs left inside the barrel from the machine process of cutting the grooves into the barrel. During the first 10 shots I run a lightly coated patch down the barrel after each shot, then I run

a patch down the barrel after the 15th and 20th shot.

2) I use this first box to sight-in my scope or rifle sights. Since I am only concerned about removing the imperfections inside the barrel and hit paper, I will use the cheapest ammunition I can find, usually lead ammunition. Switching between shooting lead and non-lead ammunition will not affect your rifle's barrel or accuracy.

There are many different views on how you should clean your rifle after shooting. A common and effective method is to spray a foam cleaner or solvent spray down the barrel and stand the rifle on the floor with the barrel down. This ensures the solvent and debris does not enter the chamber. After the solvent manufacturer's suggested time, push a brass or nylon brush down the barrel to remove the loose debris. Next, run a patch lightly coated in solvent followed by a dry patch down the barrel. Repeat this process until the wet and dry patch come out clean. Lastly, push a patch that is lightly coated in lubricant down the barrel to prevent rust.

Whatever your process, remember you can use the same cleaning regiment for non-lead that you have always used before.



Where's Ed?



Randall Garewal (Wildlife Habitat Supervisor) and daughter Miranda hunting at Gray Lodge Wildlife Area. Beautiful day to go duck hunting.

Hunting, fishing, teaching, travelling on vacation with family & friends... we want to see it all! Share a photo of your adventures with us.
Email: fam.saeteurn@wildlife.ca.gov.
Title your message, "Where's Ed", and include your HEI#, your location and a short caption. Don't forget your Hunter Ed Hat!



Throwback! Picture from Aug 2013. "It is a picture of me (on the left) being taught the fine art of fly fishing and float tubing by Master Fly Fishing Instructor Lowell Ashbaugh, of the Fly Fishers of Davis, at one of his favorite calm water lakes in the Sierra Mountains."
John Reichel, HEI# 1406
Fuller Lake



Teaching a hunter education class at SJWA. "64 students and 95 degrees! I had help from Captain Brady Hill and Warden Dustin Holyoak, as well as the owner/operator of West Coast Guns. All the food and drinks provided by Quail Forever. Great class, long day, but in the end lots of happy People! 64 new hunters here in SoCal."
-Scott Sewell, HEI#2214, Wildlife Habitat Supervisor

This is a photo of the 200 lb boar I took east of Paso Robles. Notice tag on pig, hunting license hanging from my neck, and hunter orange HEI cap.
-Dario Caloss, HEI# 3564
Santa Cruz, CA





Tom Bowling
HEI# 4049



Ray Spinelli
HEI# 4151

California
HUNTER
EDUCATION
PROGRAM



Off to Squaw Valley!
The **amazing** Los Alamitos Team showing their HEI pride
with their personalized plates!
Thank you for **PASSING ON THE TRADITION!**
May 2015

3 DEADLY WORDS...

IT'S NOT LOADED



Don Mendenhall & Gene Griffin
HEI# 4136 HEI#3582



David Conant
HEI# 3912