


















2003/2004 Reservation Drawing Statistics

	Applications*	Reservations	% Drawn	Odds**
Ash Creek	319	45	14.11%	1 in 7.1
Baldwin Lake	62	19	30.65%	1 in 3.3
Butte Valley	268	15	5.60%	1 in 17.9
Colusa	38,884	2,040	5.25%	1 in 19.1
China Island	1,846	659	35.70%	1 in 2.8
Delevan	75,204	1,653	2.20%	1 in 45.5
Delevan Disabled Site 	2,218	114	5.14%	1 in 19.5
Freitas Boat North	3,968	662	16.68%	1 in 6.0
Freitas Boat South	5,225	662	12.67%	1 in 7.9
Gadwall Unit	3,480	621	17.84%	1 in 5.6
Gadwall Unit Disabled Site 	53	34	64.15%	1 in 1.6
Gray Lodge	30,985	7,688	24.81%	1 in 4.0
Gray Lodge Disabled Site 	1,813	153	8.44%	1 in 11.8
Grizzly Island	10,297	7,525	73.08%	1 in 1.4
Grizzly Island Disabled Site 	215	44	20.47%	1 in 4.9
Honey Lake, Dakin	335	80	23.88%	1 in 4.2
Honey Lake, Fleming	337	65	19.29%	1 in 5.2
Howard Slough	13,671	935	6.84%	1 in 14.6
Howard Slough Disabled Site 	468	38	8.12%	1 in 12.3
Joice Island	6,945	160	2.30%	1 in 43.4
Kern	23,225	830	3.57%	1 in 28.0
Kern Disabled Hunting Site 	475	38	8.00%	1 in 12.5
Kesterson	23,402	1,366	5.84%	1 in 17.1
Kesterson Disabled Site 	285	44	15.44%	1 in 6.5
Little Dry Creek	85,196	1,379	1.62%	1 in 61.8
Little Dry Creek Disabled Site 	1,989	114	5.73%	1 in 17.4
Los Banos	16,597	3,351	20.19%	1 in 5.0
Los Banos Disabled Site 	194	82	42.27%	1 in 2.3
Mendota	24,393	12,693	52.04%	1 in 1.9
Mendota Disabled Site 	684	280	40.94%	1 in 2.4
Merced	21,401	447	2.09%	1 in 47.9
Merced Disabled Site 	230	29	12.61%	1 in 7.9
Sacramento	76,119	2,411	3.17%	1 in 31.6
Sacramento Disabled Site 	2,099	114	5.43%	1 in 18.4
Salt Slough	6,878	1,593	23.16%	1 in 4.3
Salt Slough Disabled Site 	100	35	35.00%	1 in 2.9
San Jacinto	20,042	1,701	8.49%	1 in 11.8
San Jacinto Disabled Site 	316	52	16.46%	1 in 6.1
San Luis	18,393	2,455	13.35%	1 in 7.5
Shasta Valley	700	90	12.86%	1 in 7.8
Shasta Valley Disabled Site 	1	1	100.00%	1 in 1
Sutter	30,299	1330	4.39%	1 in 22.8
Volta	4,792	2,251	46.97%	1 in 2.1
West Bear Creek	6,851	494	7.21%	1 in 13.9
Willow Creek	276	20	7.25%	1 in 13.8
Wister	39,085	4,639	11.87%	1 in 8.4
Wister Disabled Hunting Site 	748	180	24.06%	1 in 4.2
Yolo Bypass	7,480	774	10.35%	1 in 9.7
Yolo Bypass Disabled Site 	134	27	20.15%	1 in 5.0
Total*	608,977	62,032	10.19%	1 in 9.8

* Total excludes 15,807 hunt choices that were cancelled or disqualified.

** Odds for all hunt days combined. Reservations for Saturday hunts are generally more difficult to obtain. Reservations for Wednesday and Sunday hunts are generally easier to obtain.