


















2004/2005 Reservation Drawing Statistics

	Applications*	Reservations	% Drawn	Odds**
Ash Creek	329	30	9.12%	1 in 11.0
Butte Valley	281	10	3.56%	1 in 28.1
Colusa	45,651	2,026	4.44%	1 in 22.5
Colusa Disabled Site	972	80	8.23%	1 in 12.2
China Island	1,412	597	42.28%	1 in 2.4
Delevan	84,535	1,736	2.05%	1 in 48.7
Delevan Disabled Site 	2,012	120	5.96%	1 in 16.8
Freitas Boat North	2,842	601	21.15%	1 in 4.7
Freitas Boat South	3,590	603	16.80%	1 in 6.0
Gadwall Unit	5,172	614	11.87%	1 in 8.4
Gadwall Unit Disabled Site 	259	40	15.44%	1 in 6.5
Gray Lodge	27,522	7,966	28.94%	1 in 3.5
Gray Lodge Disabled Site 	1,403	160	11.40%	1 in 8.8
Grizzly Island	9,186	6,594	71.78%	1 in 1.4
Grizzly Island Disabled Site 	153	40	26.14%	1 in 3.8
Honey Lake, Dakin	455	85	18.68%	1 in 5.4
Honey Lake, Fleming	445	75	16.85%	1 in 5.9
Howard Slough	15,248	970	6.36%	1 in 15.7
Howard Slough Disabled Site 	397	40	10.08%	1 in 9.9
Joice Island	8,311	180	2.17%	1 in 46.2
Kern	24,601	797	3.24%	1 in 30.9
Kern Disabled Site 	447	27	6.04%	1 in 16.6
Kesterson	21,588	1,257	5.82%	1 in 17.2
Kesterson Disabled Site 	487	40	8.21%	1 in 12.2
Little Dry Creek	94,626	1,440	1.52%	1 in 65.7
Little Dry Creek Disabled Site 	1,603	120	7.49%	1 in 13.4
Los Banos	16,970	3,358	19.79%	1 in 5.1
Los Banos Disabled Site 	263	80	30.42%	1 in 3.3
Mendota	22,934	12,034	52.47%	1 in 1.9
Mendota Disabled Site 	454	276	60.79%	1 in 1.6
Merced	23,180	439	1.89%	1 in 52.8
Merced Disabled Site 	314	26	8.28%	1 in 12.1
Sacramento	85,173	2,478	2.91%	1 in 34.4
Sacramento Disabled Site 	1,894	120	6.34%	1 in 15.8
Salt Slough	6,309	1,449	22.97%	1 in 4.4
Salt Slough Disabled Site 	161	40	24.84%	1 in 4.0
San Jacinto	19,846	1,718	8.66%	1 in 11.6
San Jacinto Disabled Site 	318	56	17.61%	1 in 5.7
San Luis	18,019	2,246	12.46%	1 in 8.0
Shasta Valley	979	92	9.40%	1 in 10.6
Shasta Valley Disabled Site 	4	1	25.00%	1 in 4.0
Sutter	31,393	1,366	4.35%	1 in 23.0
Volta	4,518	2,180	48.25%	1 in 2.1
West Bear Creek	6,594	479	7.26%	1 in 13.8
Willow Creek	316	20	6.33%	1 in 15.8
Wister	36,922	4,565	12.36%	1 in 8.1
Wister Disabled Site 	379	179	47.23%	1 in 2.1
Yolo Bypass	13,918	832	5.98%	1 in 16.7
Yolo Bypass Disabled Site 	265	40	15.09%	1 in 6.6
Total*	644,650	60,322	9.36%	1 in 10.7

* Total excludes 13,594 hunt choices that were cancelled or disqualified.

** Odds for all hunt days combined. Reservations for Saturday hunts are generally more difficult to obtain. Reservations for Wednesday and Sunday hunts are generally easier to obtain.